

Welcome to SMA Infants Stage 1...

In this pack you will find:






A pack of rhythm cards

Song sheets for the term

A sol fa street piano template

Rhythm Cards

These are your set of rhythm cards.

Frog/Ta =  Spider/Ti-ti =  snake/Sh =  Owl/Tw-oo = 
Bear/Four = 

To use at home mix them up and choose 4. With a bit of blu-tac stick them on A4 paper. Clap and say the rhythm names. Try and keep a steady pulse by saying 'ready, steady, off we go...' first.

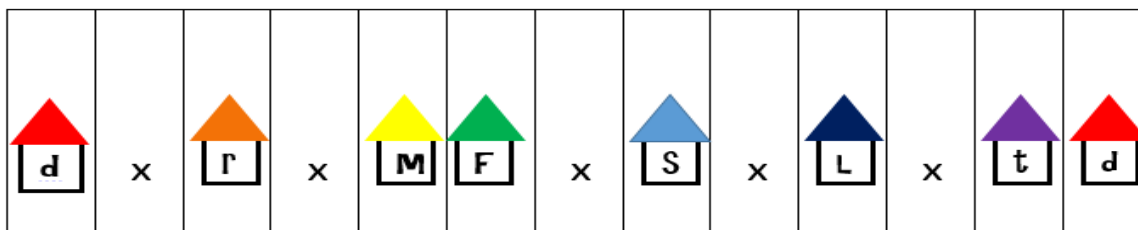
Singing Sheets

Every few weeks the children learn a new song, introducing a new character from our Sol Fa scale. These songs can be sung at any pitch, but in the lesson I try and keep 'Dotty Do' as middle C (just in case some students have perfect pitch!). I have a 'you tube channel' (link below) to help sing songs at home.

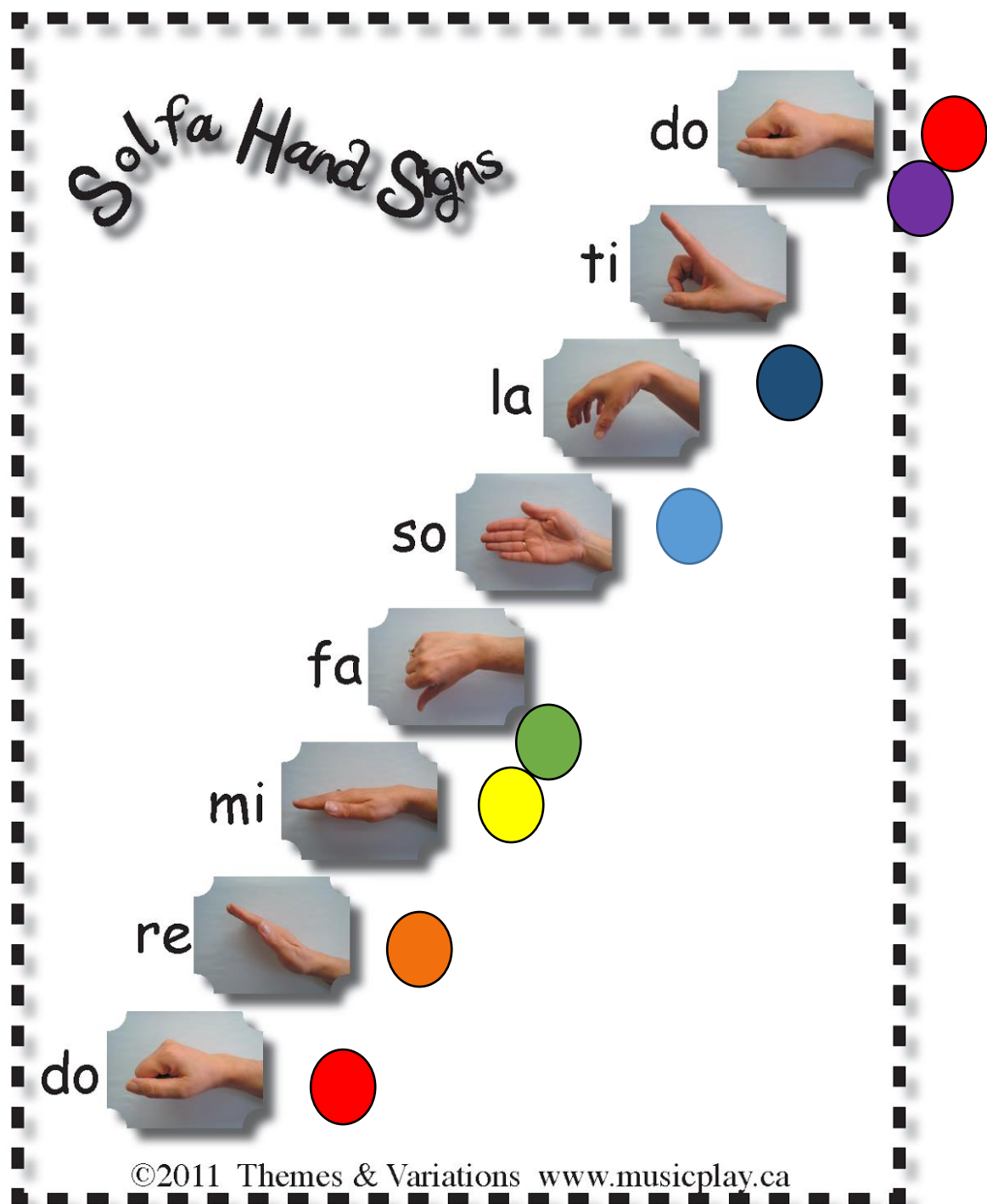
Sing the songs with the lyrics and any actions you want and then if you fancy have a go at singing with the Sol Fa words and hand signs (the children's hand signs will be very approximate to start – that is FINE 😊).

<https://www.youtube.com/channel/UCwH5mda1hKtfbAbBCOK9kRw>

Piano Template for 'sol Fa street'



The sol fa street piano template will help your child pick out the sol fa tunes on a keyboard or piano (of even a piano app on a tablet). At first it might be a good idea to line up Do with middle C (like the tuned percussion we use with the same colour code). But you can also move it anywhere on keyboard and pick out the tunes, using white and black notes, in any key.



These are the hand signs and the colour codes that we will be using.
The tuned percussion is all in the key of C with middle C = Do.

This Sheet is for **reference only**. We will be introducing a new note about once every 2 weeks, so do **not** feel you have to learn all of this now!